



NAVARRO COUNTY TREASURER'S REPORT


**THE STATE OF TEXAS
COUNTY OF NAVARRO
AFFIDAVIT**

BEFORE ME, the undersigned authority, on this day personally appeared the following named persons, and after being duly sworn, deposes and says: Honorable H.M. Davenport Jr., County Judge, Honorable Jason Grant, Commissioner Pct. 1, Honorable Eddie Perry, Commissioner Pct. 2, Honorable Eddie Moore, Commissioner Pct. 3, and Honorable David Brewer, Commissioner Pct. 4.

I, Jane McCollum, Navarro County Chief Deputy Treasurer, on this 22nd day of January, 2024 present to the Navarro County Commissioners Court the Monthly Financial Report for the month ending in December, 2023 for the court to review and approved. This report is in compliance with *Section 114.026* of the Local Government Code, so therefore we hereby execute this affidavit for publication.

With this signed affidavit, We the Commissioners Court of Navarro County, state that the requirements of *Subsection (C)* have been met with the examination of this report.

Signed and executed this 22nd day of January, 2024.




H.M. Davenport, County Judge



Jason Grant, Commissioner Precinct 1



Eddie Perry, Commissioner Precinct 2



Eddie Moore, Commissioner Precinct 3



David Brewer, Commissioner Precinct 4

SWORN AND SUBSCRIBED TO BEFORE ME, this 22nd day of January, 2024 by H.M. Davenport Jr., Jason Grant, Eddie Perry, Eddie Moore, and David Brewer in their official capacities as the members of the Navarro County Commissioners Court.

ATTEST




Sherry Dowd, County Clerk

**NAVARRO COUNTY, TEXAS
REPORT OF CASH AND INVESTMENTS
FOR THE MONTH OF DECEMBER, 2023**

FUND	BEGINNING BALANCE	RECEIPTS	BANK INTEREST	DISB	ENDING BALANCE	TEX POOL BEGINNING BAL	TEX POOL DEP/WD	TEX POOL INTEREST	TEX POOL ENDING BAL	TX CLASS BEGINNING BAL	TX CLASS DEP/WD	TX CLASS INTEREST	TX CLASS ENDING BAL	TOTAL
GENERAL	8,546,859.16	3,534,656.22	2,068.32	3,012,081.56	9,071,502.14	3,833,007.65	-	18,214.48	3,851,222.13	3,760,616.40	-	17,846.03	3,778,462.43	16,701,186.70
CSCD	17,374.87	216,195.50	35.41	101,077.63	132,528.15	104,536.74	-	496.74	105,033.48	-	-	-	-	237,561.63
JUVENILE	97,961.24	36,795.00	19.04	48,443.11	86,332.17	8,570.40	-	40.69	8,611.09	-	-	-	-	94,943.26
FLOOD CTRL	617,430.36	44,254.44	99.68	278,475.00	383,309.48	2,425.42	-	11.47	2,436.89	-	-	-	-	385,746.37
R&B - PCT 1	24,661.62	155,784.42	10.56	212,023.58	433.02	34,989.74	(32,000.00)	160.18	3,149.92	-	-	-	-	3,582.94
R&B - PCT 2	391,362.70	290,284.43	125.42	114,306.42	567,466.13	86,770.37	-	397.28	87,167.65	101,714.38	-	482.69	102,197.07	756,830.85
R&B - PCT 3	412,557.18	149,784.41	102.82	103,077.50	459,366.91	74,227.65	-	339.84	74,567.49	254,590.70	-	1,208.17	255,798.87	789,733.27
R&B - PCT 4	528,455.66	160,852.91	-	132,836.28	556,472.29	85,938.32	-	393.41	86,331.73	203,672.56	-	966.54	204,639.10	847,443.12
HIDTA	19,267.34	285,877.85	4.27	284,645.88	20,503.58	-	-	-	-	-	-	-	-	20,503.58
HIDTA SZ	31,972.42	-	6.79	-	31,979.21	1,905.83	-	8.99	1,914.82	-	-	-	-	33,894.03
DEBT SVC	124,740.68	54,861.30	36.26	-	179,638.24	2,451.20	-	11.72	2,462.92	-	-	-	-	182,101.16
CAPITAL	3,576.17	-	0.76	-	3,576.93	11,614.11	-	55.21	11,669.32	-	-	-	-	15,246.25
SHERIFF/ST	126,076.10	-	26.77	-	126,102.87	57.98	-	0.31	58.29	-	-	-	-	126,161.16
D.A. FORFEIT	196,475.67	-	42.85	265.07	196,253.45	126,268.12	-	599.99	126,868.11	-	-	-	-	323,121.56
HEALTH INS	420,184.52	412,642.29	69.36	357,473.63	475,422.54	13,446.07	-	63.91	13,509.98	-	-	-	-	488,932.52
ECON DEV	-	-	-	-	-	2,415.90	-	11.47	2,427.37	-	-	-	-	2,427.37
TRUST	360,531.34	41,817.20	97.15	32,240.63	370,205.06	1,022,141.60	-	4,857.22	1,026,998.82	1,018,362.71	-	4,832.65	1,023,195.36	2,420,399.24
LAKE TRUST	243.91	-	0.05	-	243.96	107,032.10	-	508.60	107,540.70	-	-	-	-	107,784.66
REV & CLRNG	1,151,907.84	3,167,796.09	288.72	3,179,006.38	1,140,986.27	1,011,934.24	-	4,808.75	1,016,742.99	-	-	-	-	2,157,729.26
PAYROLL	15,202.60	1,137,131.09	24.27	1,136,259.63	16,098.33	-	-	-	-	-	-	-	-	16,098.33
DISB	106,304.15	3,834,177.39	217.10	3,834,459.99	106,238.65	-	-	-	-	-	-	-	-	106,238.65
GO BOND	102,446.80	-	21.75	-	102,468.55	-	-	-	-	-	-	-	-	102,468.55
SPECIAL REV	1,163,960.51	-	244.67	18,094.34	1,146,110.84	-	-	-	-	-	-	-	-	1,146,110.84
SHERIFF/FED	306,899.60	-	65.16	-	306,964.76	-	-	-	-	-	-	-	-	306,964.76
ELECTION	279,485.56	25,498.17	62.49	-	305,046.22	-	-	-	-	-	-	-	-	305,046.22
A.R.P.A.	2,961,677.73	-	622.51	74,146.48	2,888,153.76	2,037,553.39	-	9,682.45	2,047,235.84	2,036,725.44	-	9,665.30	2,046,390.74	6,981,780.34
TOTAL	18,007,615.73	13,548,408.71	4,292.18	12,918,913.11	18,673,403.51	8,567,286.83	(32,000.00)	40,662.71	8,575,949.54	7,375,682.19	-	35,001.38	7,410,683.57	34,660,036.62

INTEREST EARNED	CURRENT MONTH	YTD
	79,956.27	236,381.92


Prepared By: Jane McCollum, Chief Deputy Treasurer

1-13-24
Date


Reviewed By: Terri Gillen, County Auditor

1/17/24
Date